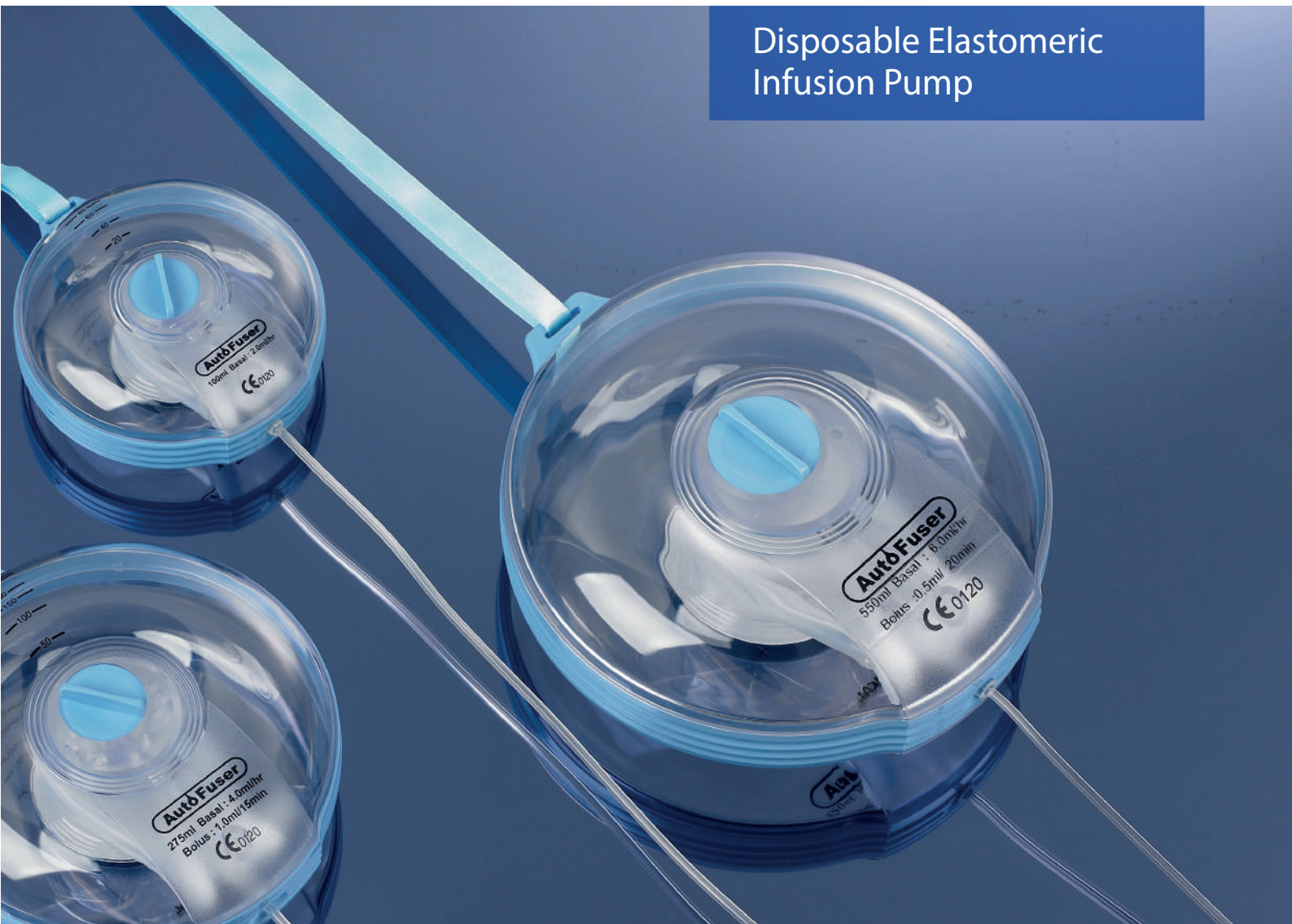


Auto Fuser Series



Auto Fuser Series

Disposable Elastomeric
Infusion Pump




Auto Fuser

AutoFuser provides the easiest way to fill the medication on the market.
It can sit stably on a table with its unique donut-shaped flat design and a lower initial filling pressure which is the most important factor for easier filling.

The Donut-Shaped Design

AutoFuser has a unique Donut-Shaped design. The pump stably stands on a table when filling the medications with its flat design. Our customers call it 'The Donut Pump.'



Auto Selector

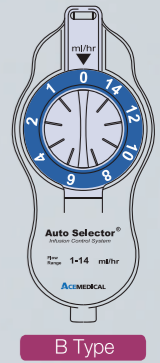
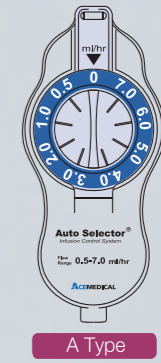
AutoSelector provides a wide range of flow rates with two types of flow regulators. Each Selector has 8 choices of set flow rates. Plus, it can come with a Bolus button for PCA applications.

Variable Flow rate selector

A Type: 0.5, 1.0, 2.0, 3.0, 4.0, 5.0, 6.0, 7.0 mL/hr

B Type: 1.0, 2.0, 4.0, 6.0, 8.0, 10.0, 12.0, 14.0 mL/hr

Flow Rate (mL/h)	0.5	1.0	2.0	3.0	4.0	5.0	6.0	7.0	8.0	10.0	12.0	14.0
A Type	<input type="checkbox"/>	<input type="checkbox"/>	<input type="checkbox"/>	<input type="checkbox"/>	<input type="checkbox"/>	<input type="checkbox"/>	<input type="checkbox"/>	<input type="checkbox"/>	<input type="checkbox"/>	<input type="checkbox"/>	<input type="checkbox"/>	<input type="checkbox"/>
B Type	<input type="checkbox"/>	<input type="checkbox"/>	<input type="checkbox"/>	<input type="checkbox"/>	<input type="checkbox"/>	<input type="checkbox"/>	<input type="checkbox"/>	<input type="checkbox"/>	<input type="checkbox"/>	<input type="checkbox"/>	<input type="checkbox"/>	<input type="checkbox"/>



Dial-Type Flow Regulator

Easily change the flow rate by rotating the dial

Double-Lock Feature

Removable Dial

Prevents patients from changing the flow rate by themselves

Lock


A lock and key are included to fix the dial lid so it cannot be opened by patients



Pen Bolus

Real-Time Indicator


A window allows patients to monitor the real-time volume of the medication in a bolus



Advantages

Flat Design

Pharmacists can easily fill the medication and patients can easily hide the pump



Easy Filling

AutoFuser has the lowest initial filling pressure. Also, the flat design gives the more stability during filling the medication.

Sturdy Hardcase

AutoFuser can withstand under a SUV, safely protecting the inner membrane.

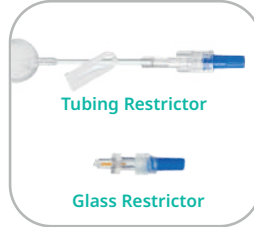


UV Protection Options

99.9% of UV is blocked which prevents the denature of medication.

Clip & Strap

Patients can easily hang the pump using the clip and strap on their clothes or curtains.



Tubing Restrictor Option

It prevents allergic reactions in patients with Latex-Free and DEHP-Free.

Carrying Bag

A carrying bag is available upon request. It enhances convenience and portability for patients.



Latex Free & DEHP Free

AutoFuser K is latex-free and DEHP-free to prevent the allergic symptoms.

Indications



Post-operative pain management



Cancer pain management



Chemotherapy



Antibiotics

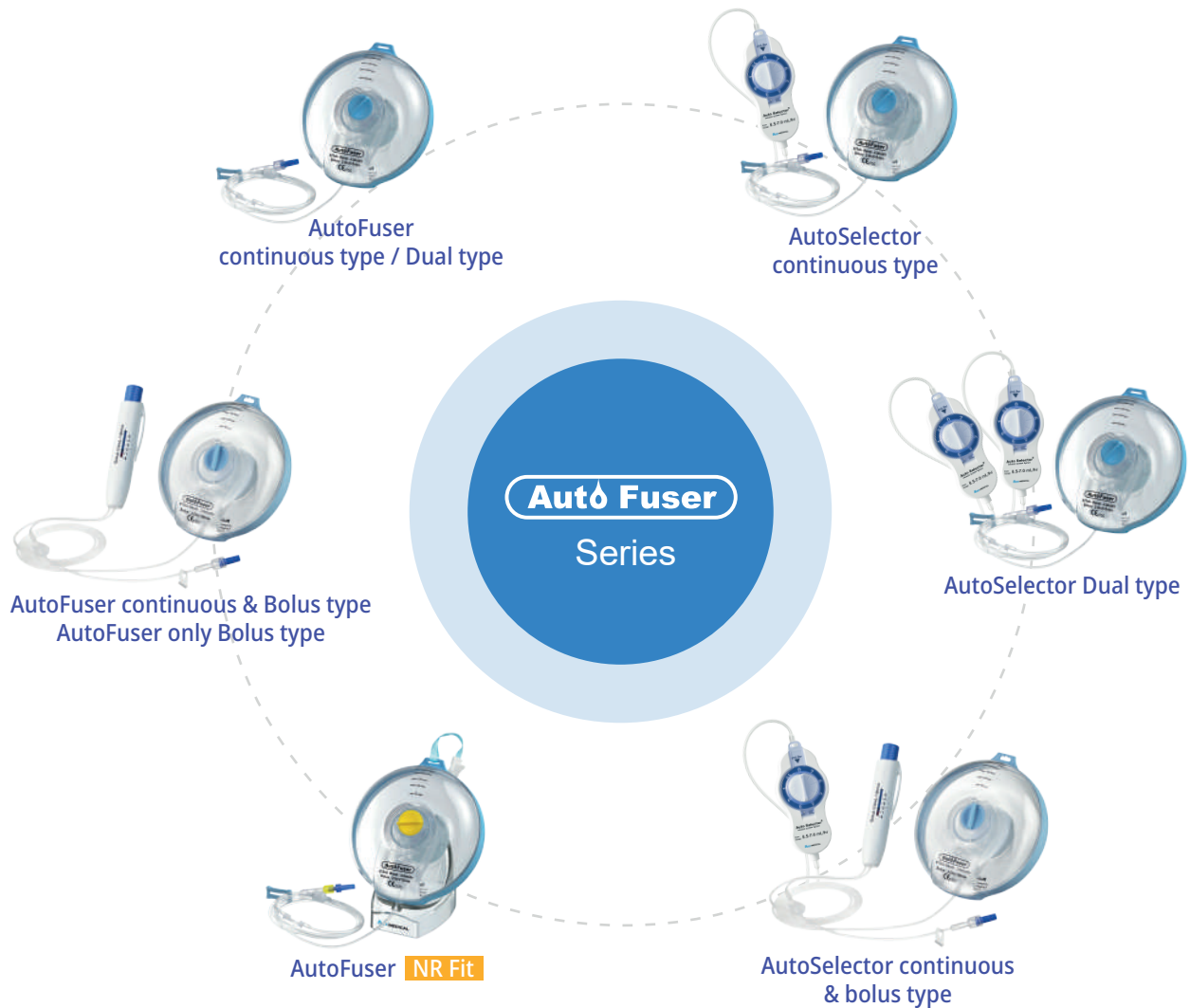


Thalassemia



Hydration

Product Portfolio



Specification

Volume	60, 100, 150, 275, 400, 550 mL
Fixed Flow Rate Range	0.5 ~ 250 mL/h
Selector Option	A Type : 0.5, 1.0, 2.0, 3.0, 4.0, 5.0, 6.0, 7.0 mL/hr
	B Type : 1.0, 2.0, 4.0, 6.0, 8.0, 10.0, 12.0, 14.0 mL/hr
Bolus Volume	0.5, 1.0, 2.0, 3.0, 5.0 mL
Bolus Refill Time	0, 10, 15, 30, 60 min